

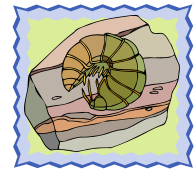


## Make a Log Pile


A log pile, and a few scattered logs will provide homes for small creatures. They can be turned over to look for mini-beasts. (Stones can also be brought in for the same purpose, but do provide a risk to little fingers.)



Children love turning over an apparently dead piece of wood and finding the underside covered with 'creepy-crawlies'.




Choose a shady spot, but with a little sunshine where you can pile up a few logs and leave them to rot. (If they can be kept moist, it's an advantage.) Logs with bark on are best. This pile will rapidly become home to a great many kinds of mini-beasts. You can expect to have woodlice, spiders, ground beetles, centipedes, millipedes, slugs, snails and earthworms. You could also leave a few odd logs just scattered around, in different levels of sunlight, moisture, etc.




### MINI-BEAST TRAPDOOR

You could try a mini-beast trapdoor, which is a small wooden door laid on the ground. When lifted, it reveals a variety of 'creepy-crawlies' that rapidly scurry out of sight. The door is permanently hinged to a length of wood set in the ground, so that it is always replaced in exactly the same position to lessen the disturbance to the organisms beneath. An old



cupboard door or similar is suitable, either of wood or other material. Fix trapdoors in both shady and sunny sites, to compare the type of organisms attracted. Flexible sheet material such as lino can also be used.

It would be simple to make. Just make a simple hinged surround), and securely fasten into the ground. The door should have a small handle, with which the children can open it.



© Durham County Badger Group 2014